



Department of Urdu University of Delhi

Students' Experience Survey
Internal Quality Assurance Cell (IQAC)

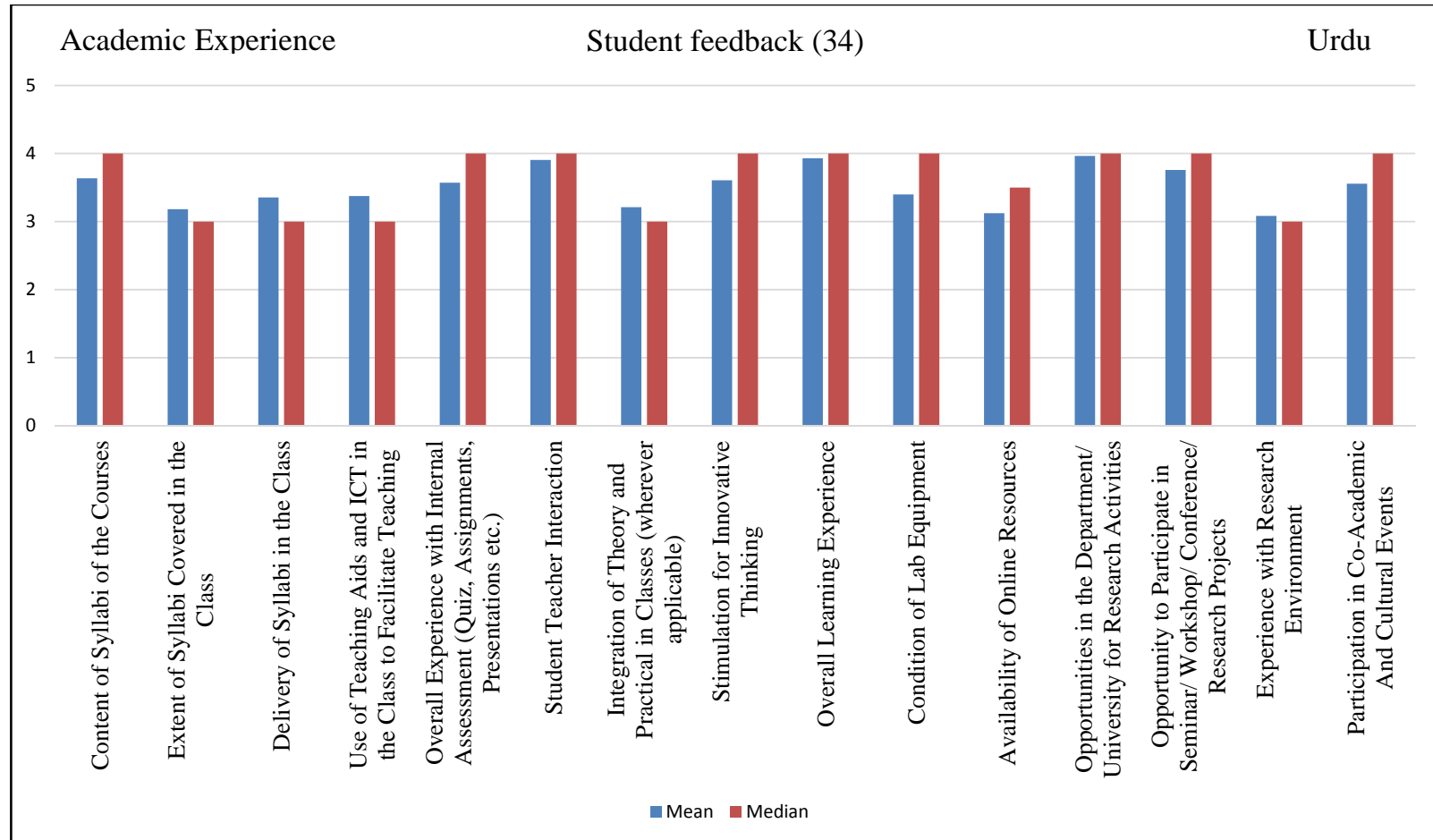
May-June 2016

Table of Contents

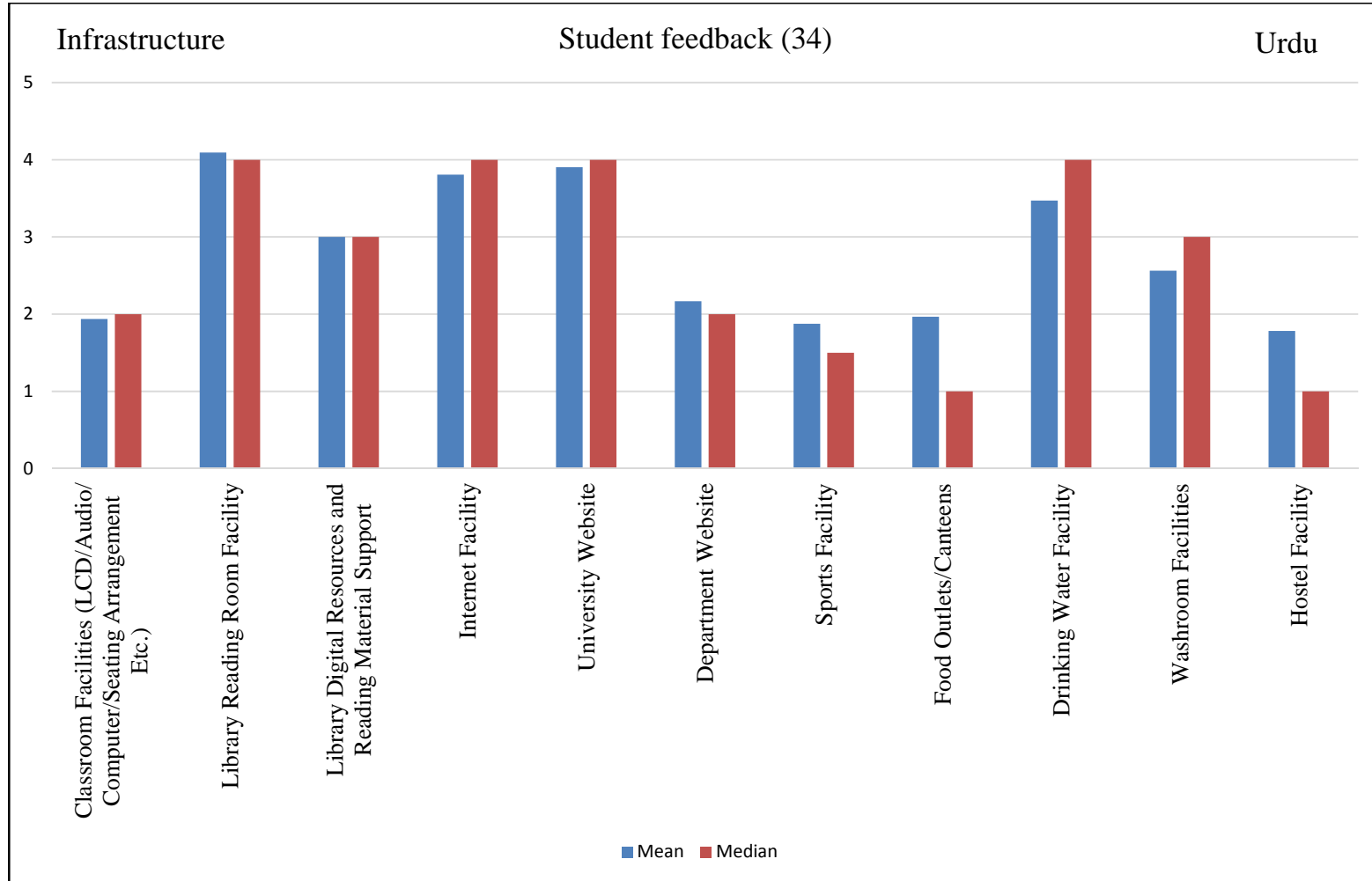
1.	Student Feedback: Bar Charts	
	<i>Academic Experience</i>	1
	<i>Infrastructure</i>	2
	<i>Support System</i>	3
	<i>Skills/Competencies Developed During Course of Study</i>	4
2.	Student Feedback (Arranged by Attendance): Bar Charts	
	<i>Academic Experience</i>	5
	<i>Infrastructure</i>	7
	<i>Support System</i>	9
	<i>Skills/Competencies Developed During Course of Study</i>	11
2.	Student Feedback: Pie Chart	
	<i>“Would you recommend this university to others?”</i>	13
3.	Table 1: Mean, Median, SD, Minimum, Maximum Value for Each Question	14
4.	Table 2: Frequency Distribution in Levels	17
5.	Table 3: Frequency Distribution in Percentage	20

Student Feedback

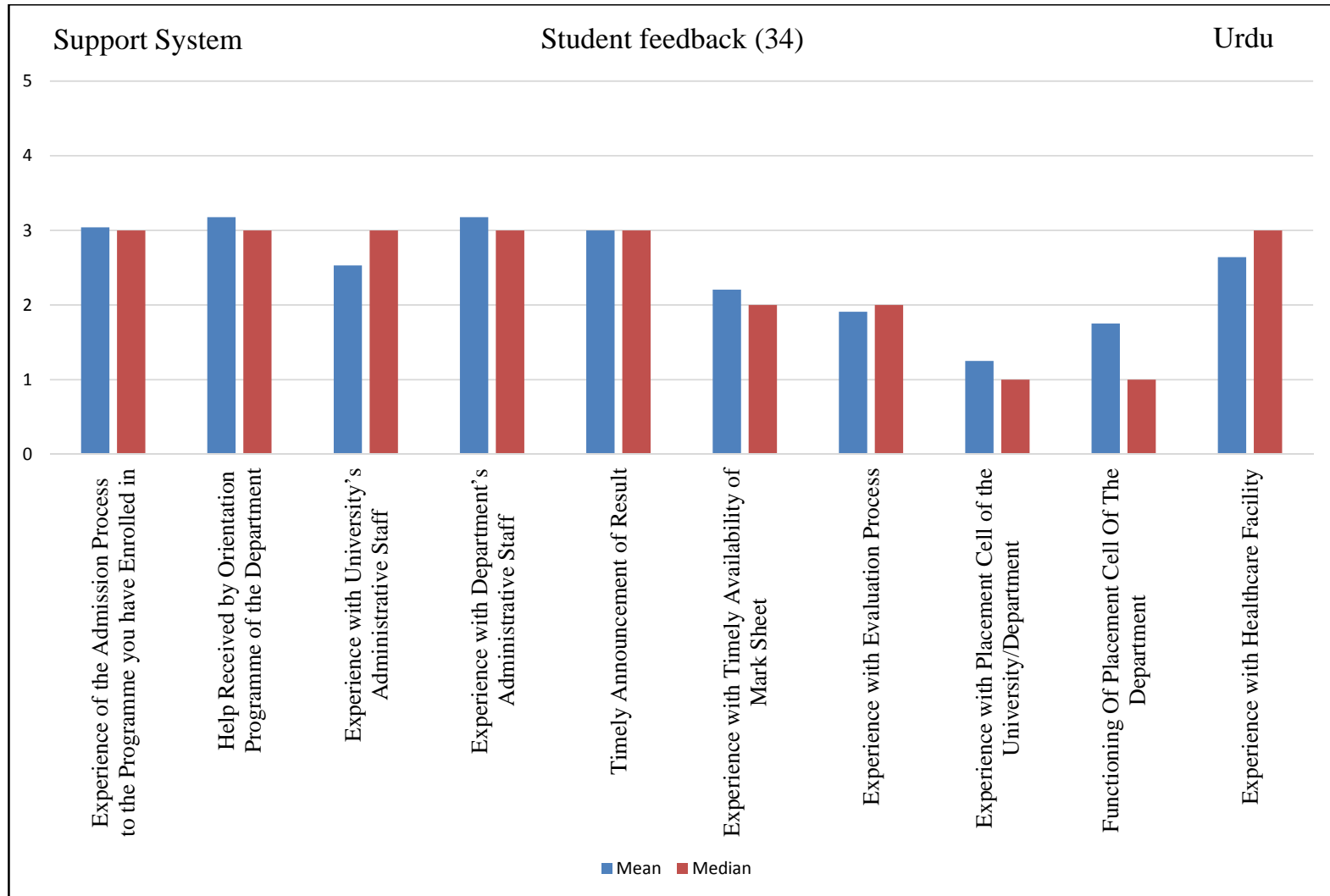
Academic Experience



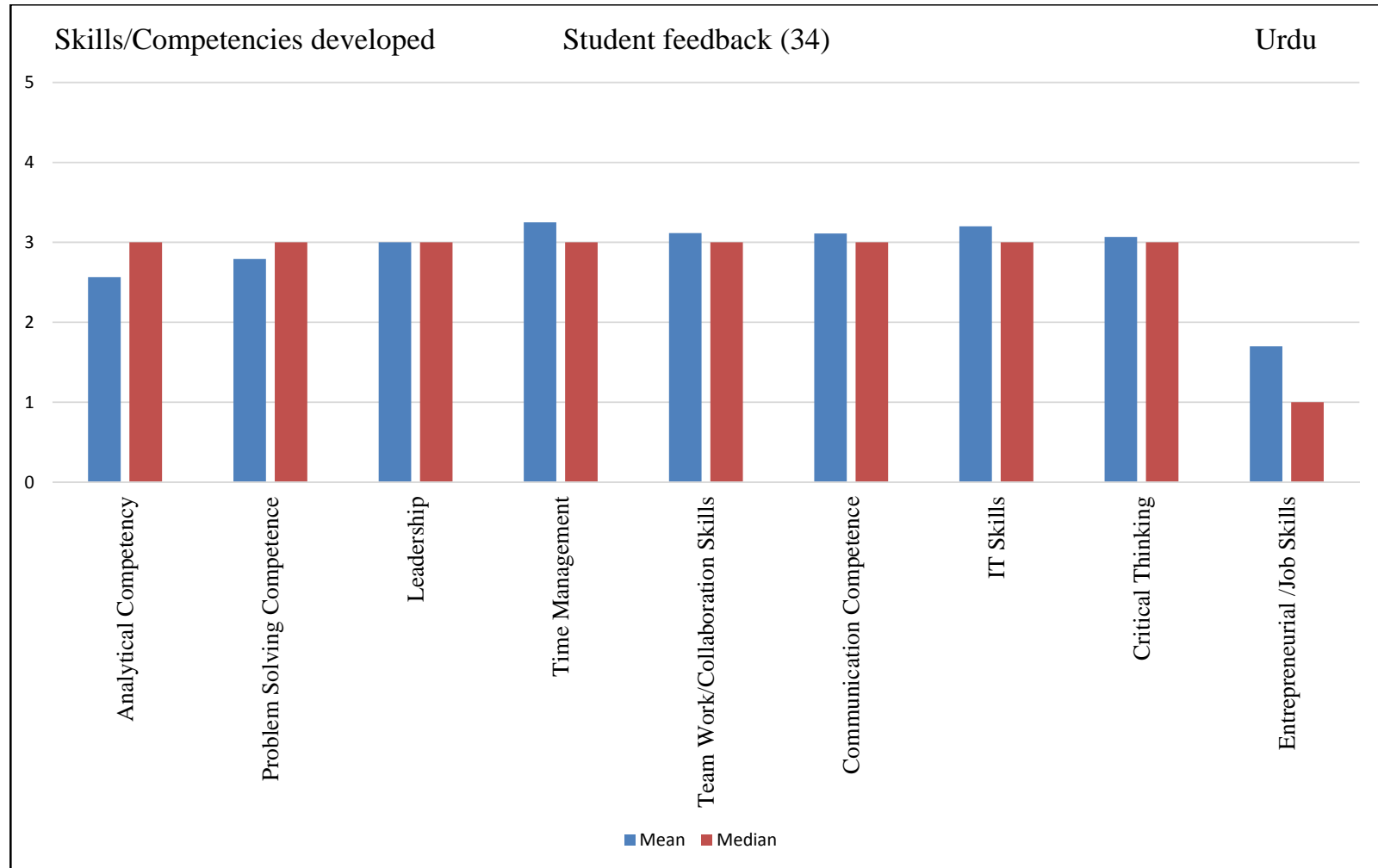
Infrastructure



Support System

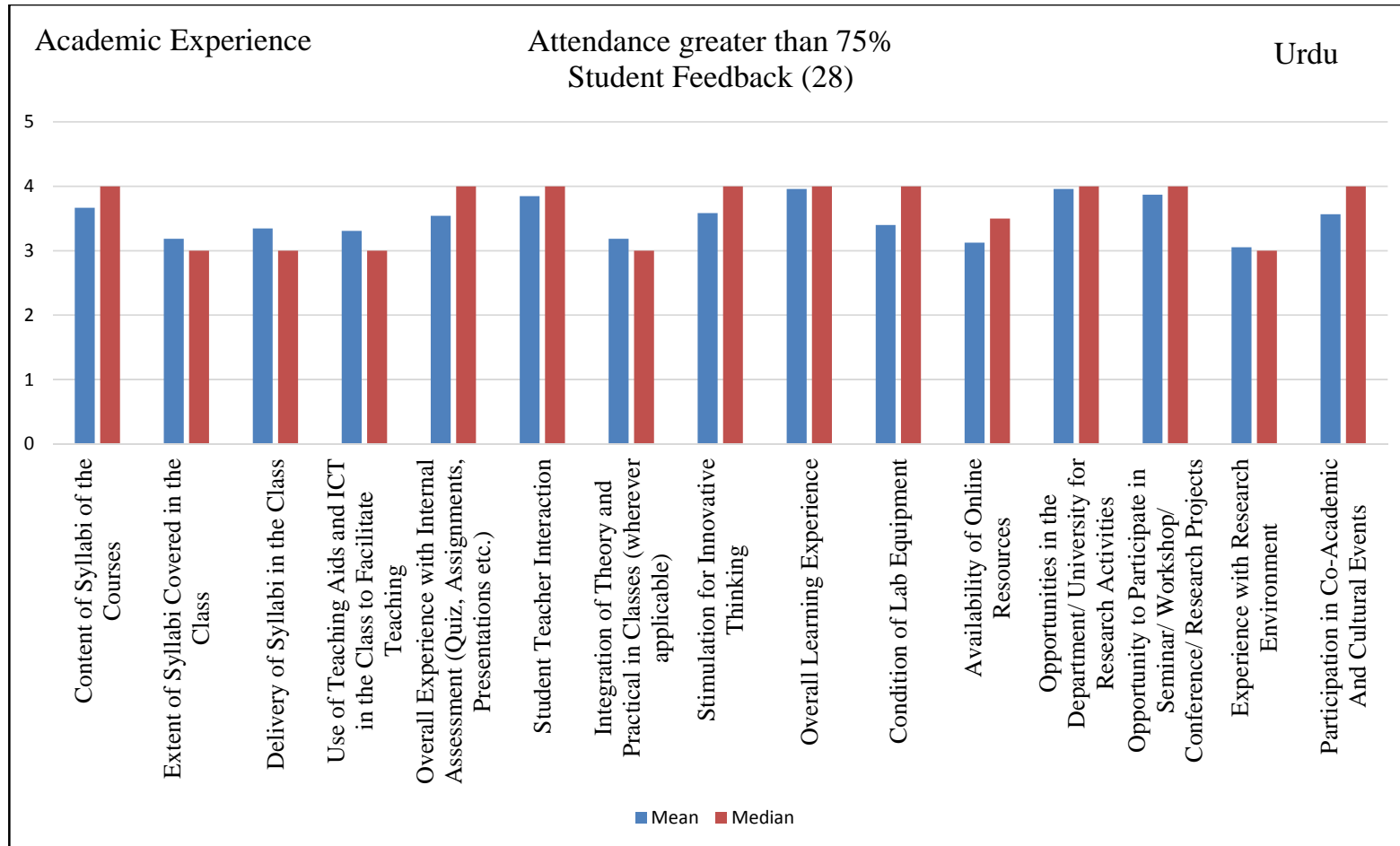


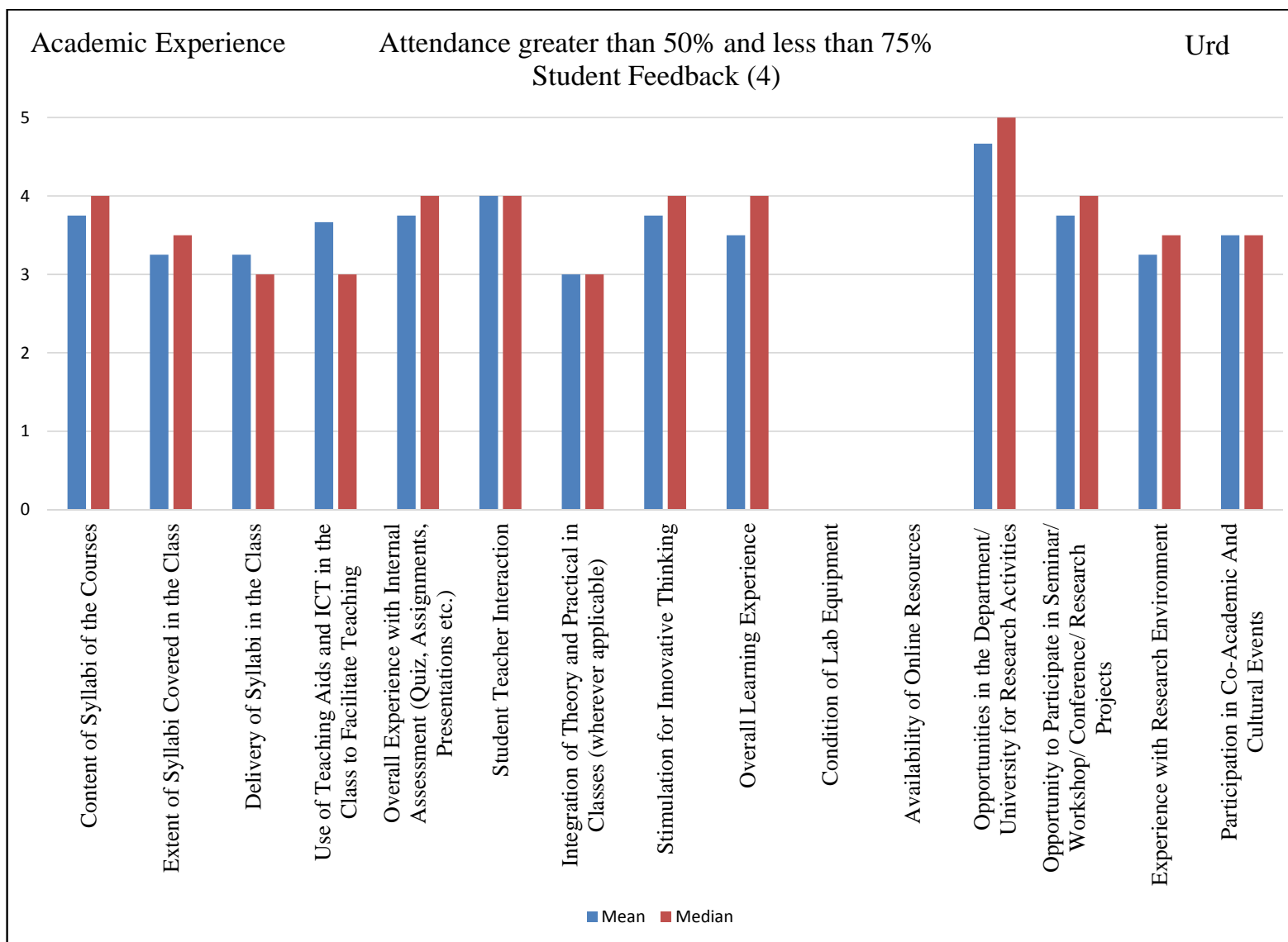
Skills/Competencies Developed During Course of Study



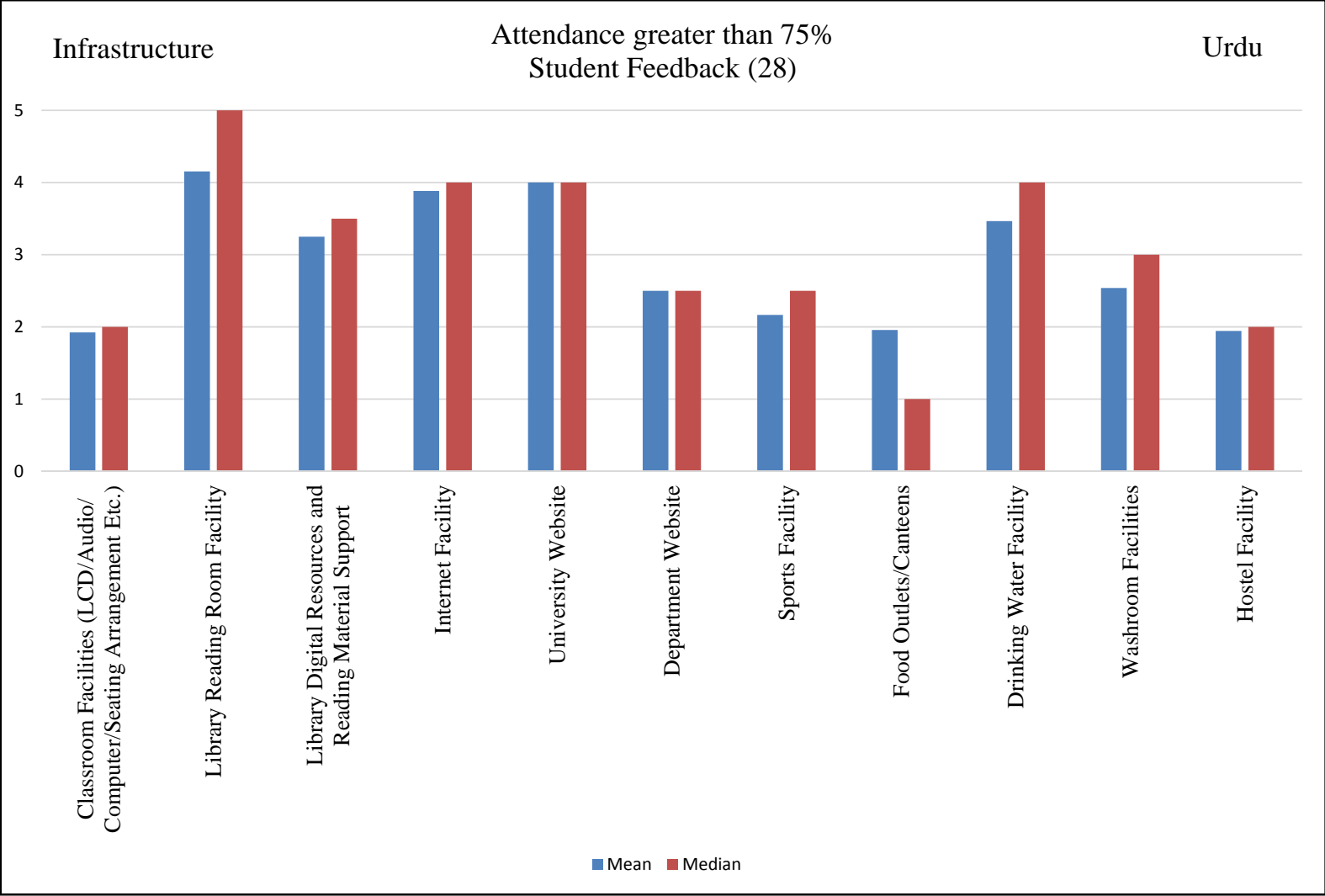
Student Feedback as per Attendance

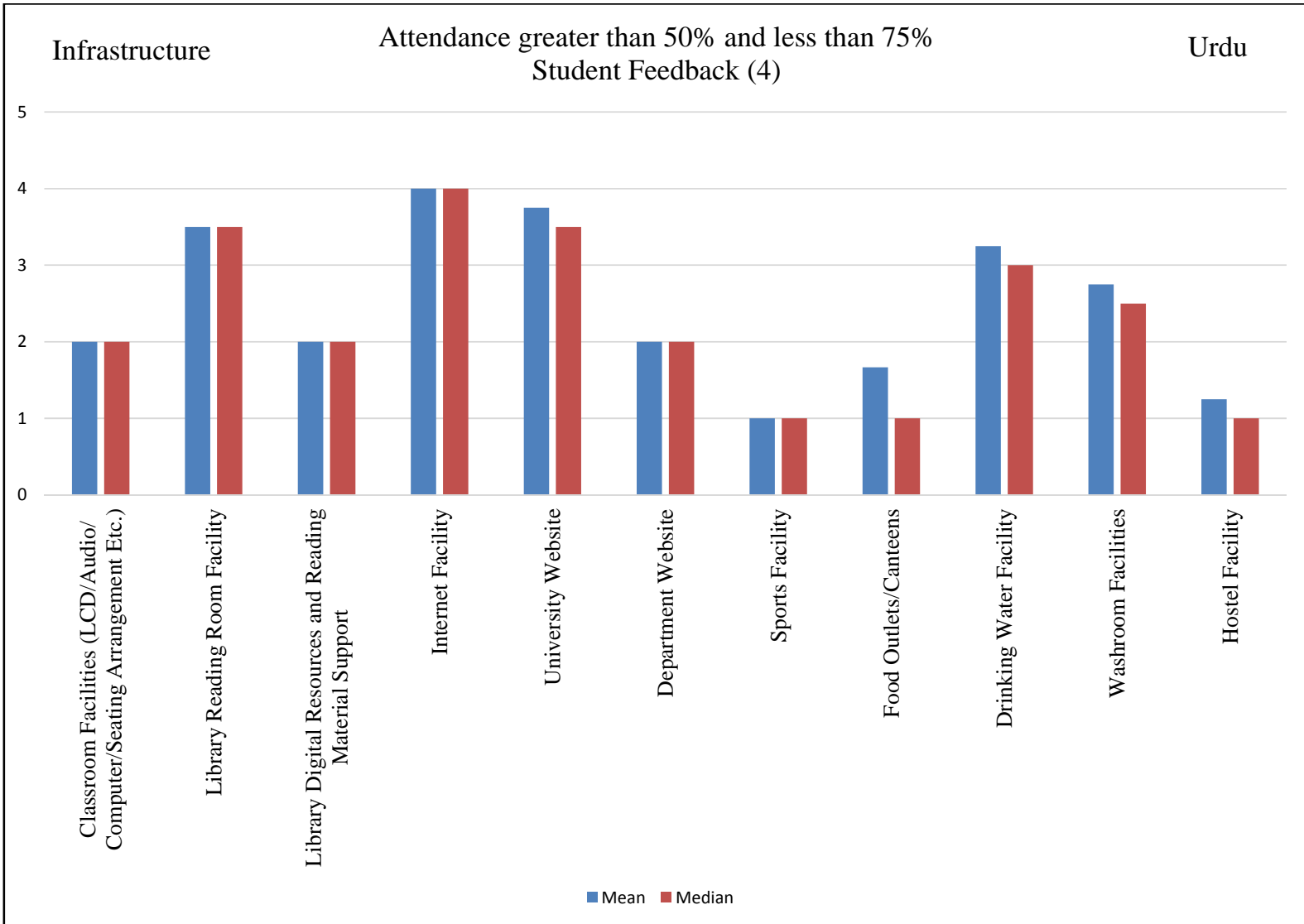
Academic Experience



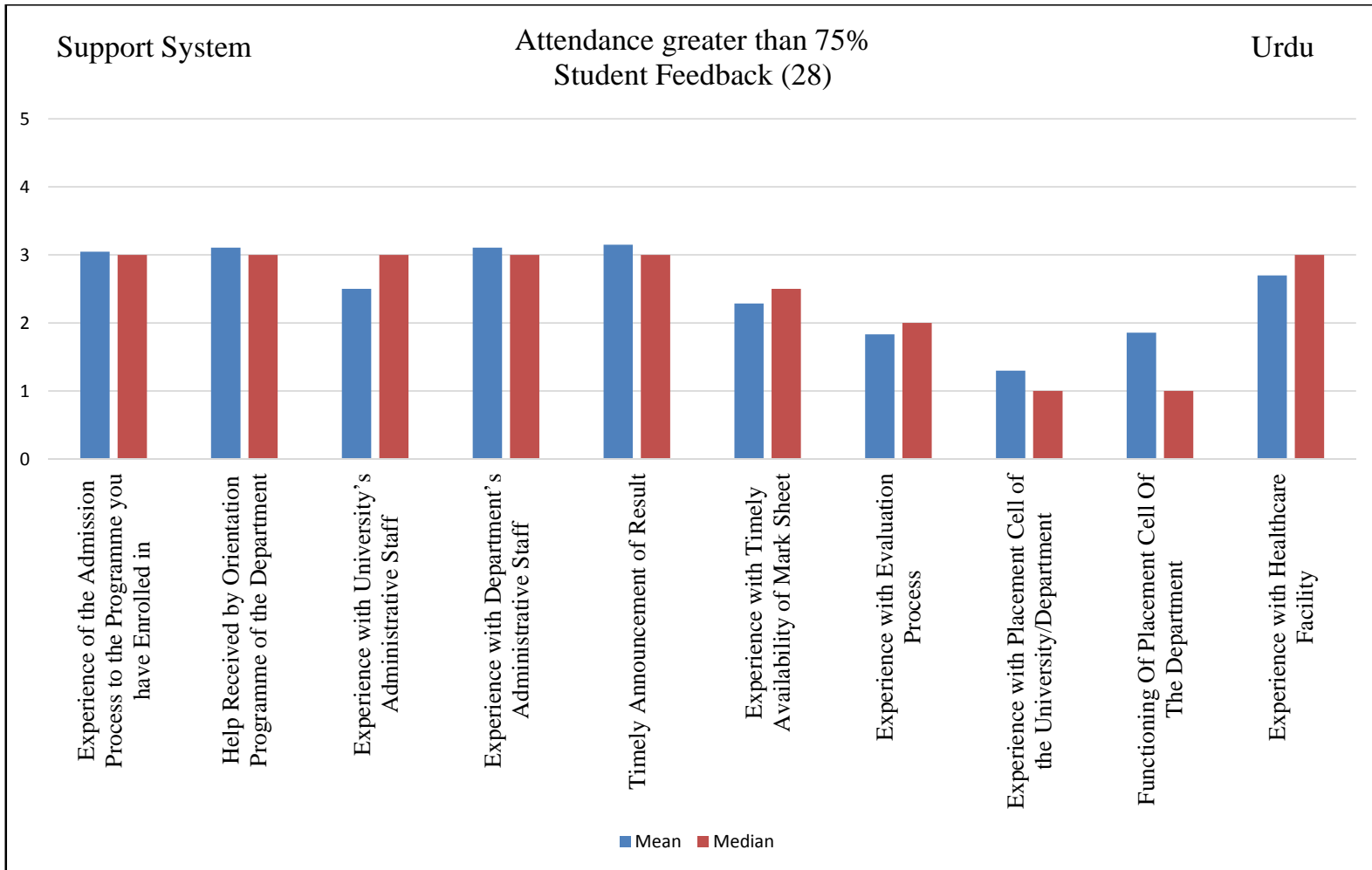


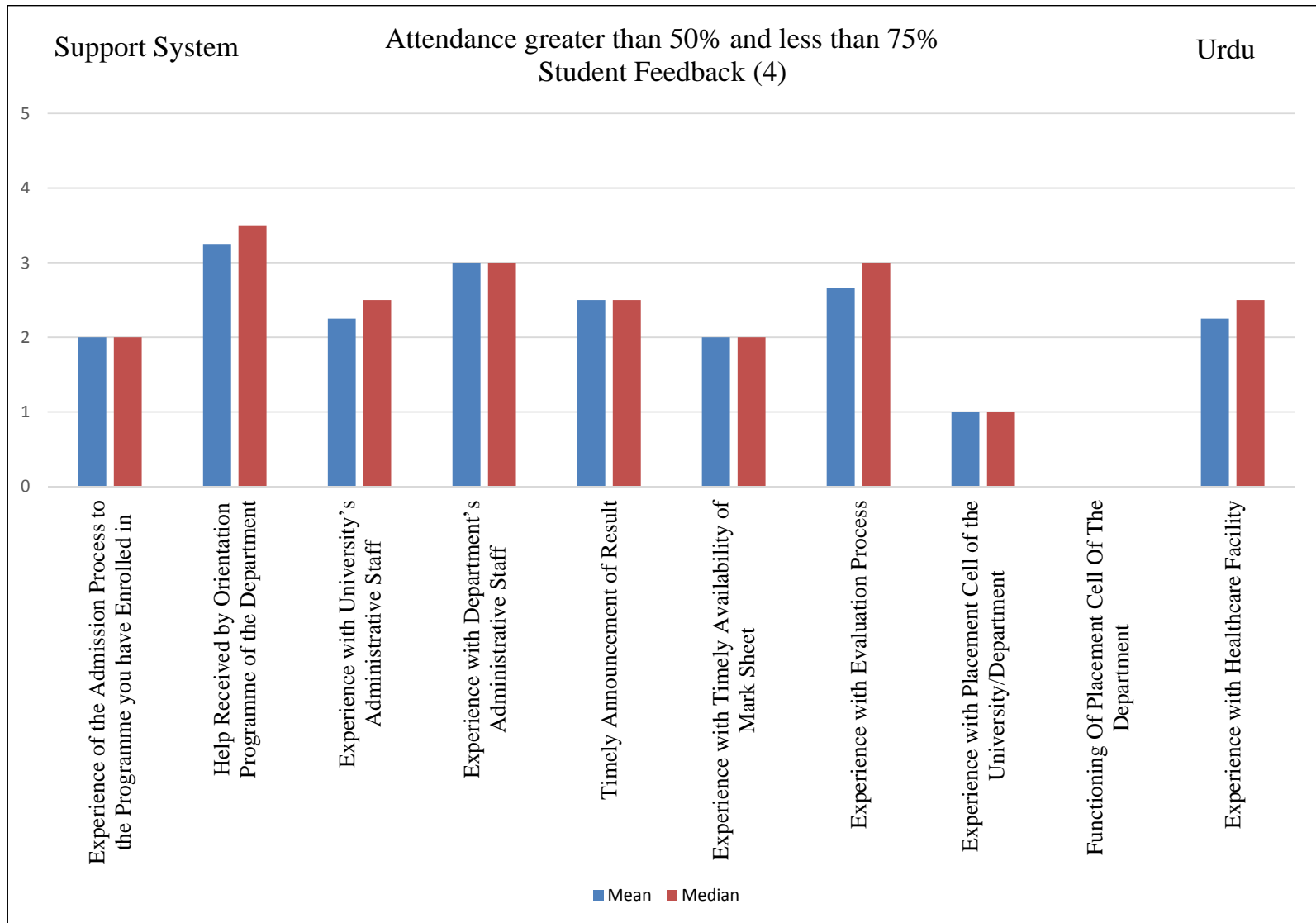
Infrastructure



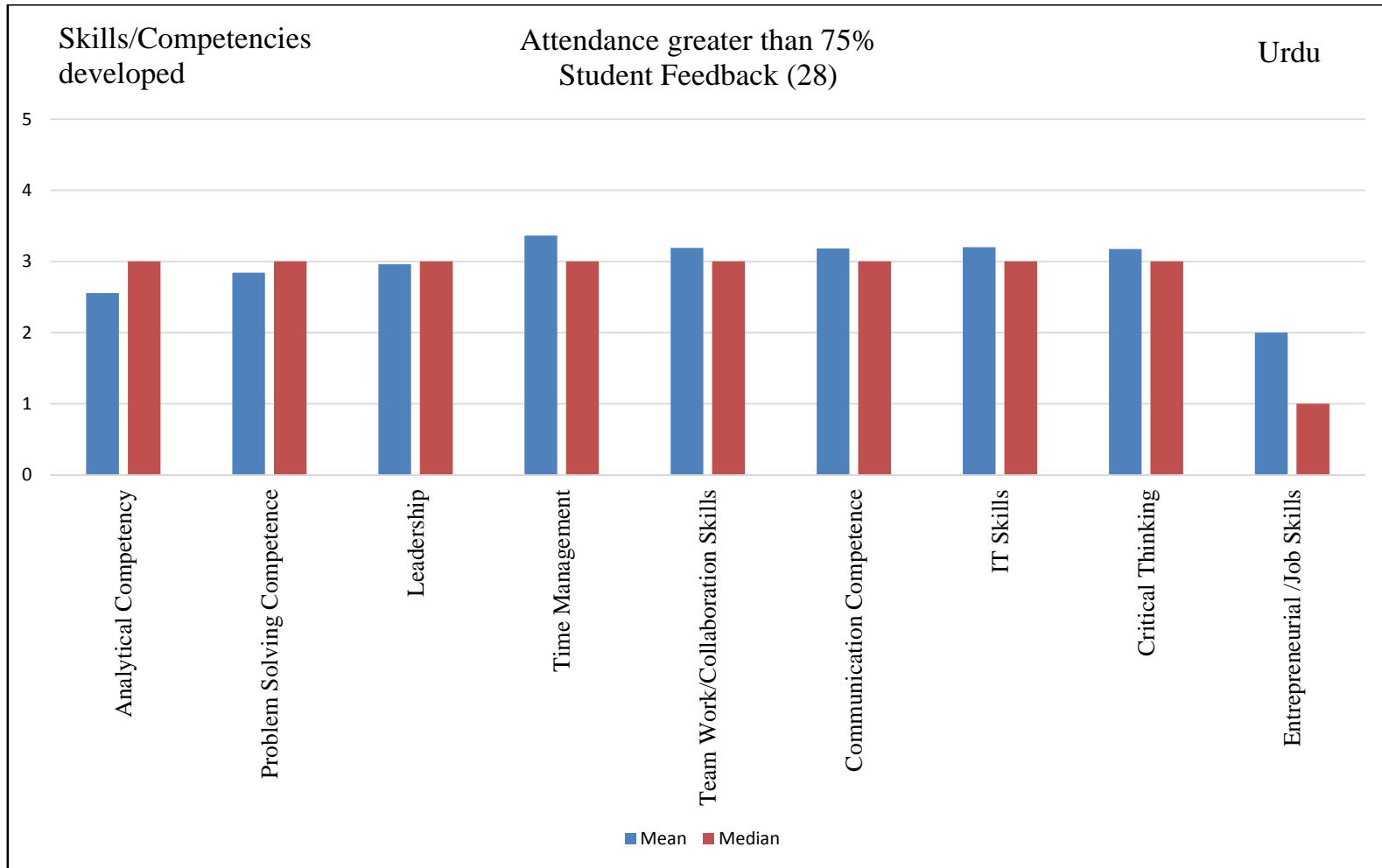


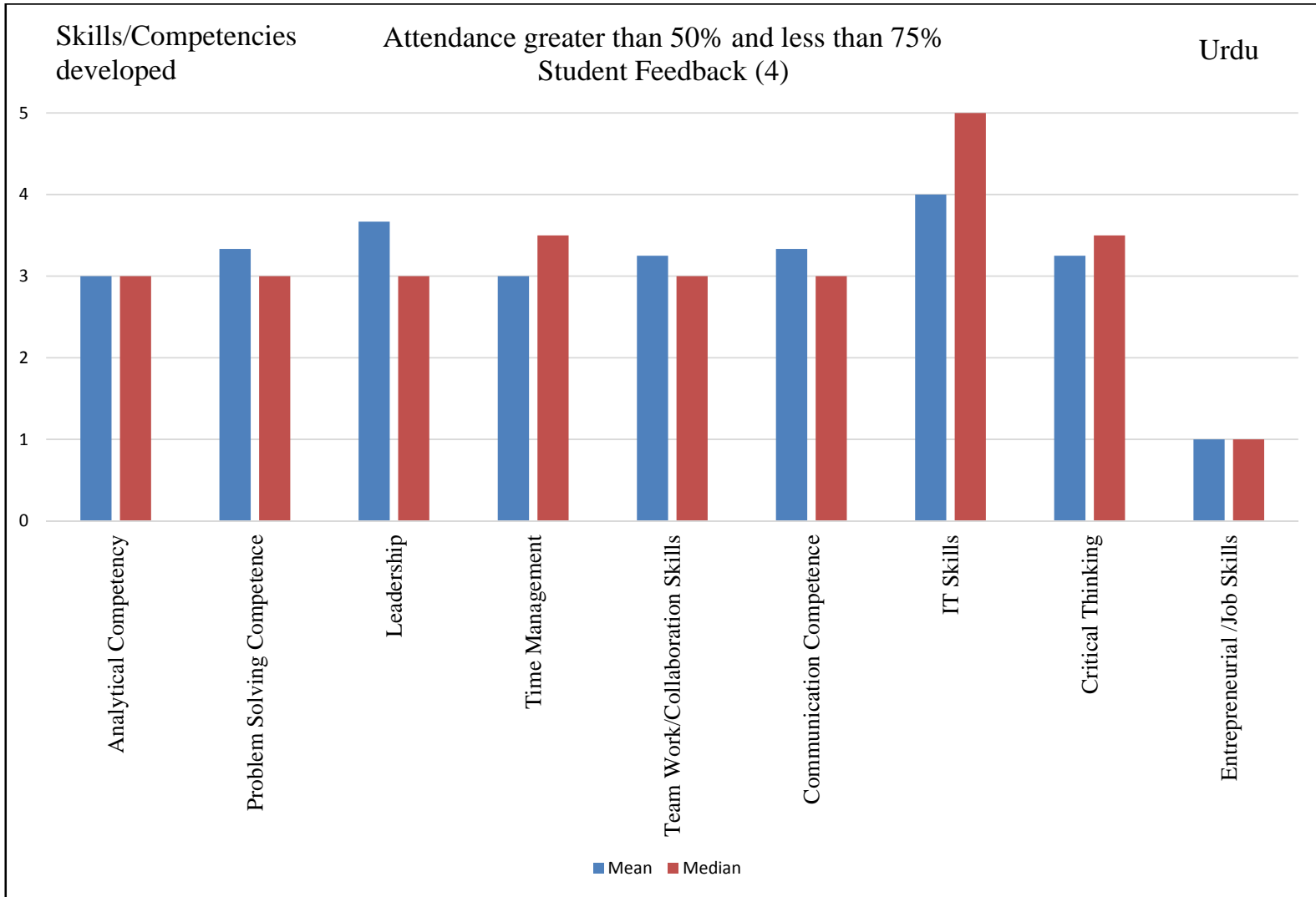
Support System





Skills/Competencies Developed during Course of Study





Student Feedback on “Would you recommend this university to others?”

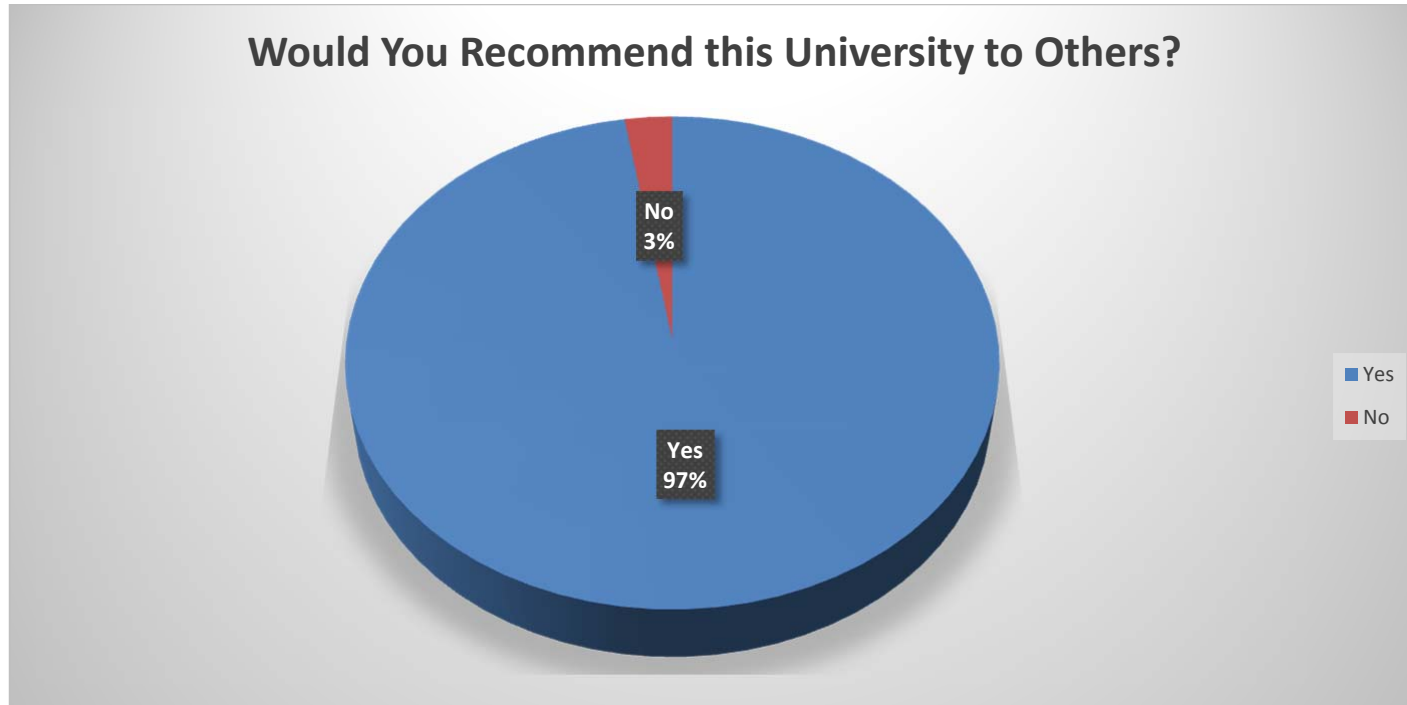


TABLE 1: Mean, Median, Standard Deviation, Minimum, Maximum Value for Each Question (N=34)

S.No	Category	Mean	Median	Standard Deviation	Minimum	Maximum
A.	Academic					
1	Content of Syllabi of the Courses	3.64	4	0.69	2	5
2	Extent of Syllabi Covered in the Class	3.18	3	1.09	1	5
3	Delivery of Syllabi in the Class	3.35	3	0.93	1	5
4	Use of Teaching Aids and ICT in the Class to Facilitate Teaching	3.38	3	1.11	1	5
5	Overall Experience with Internal Assessment (Quiz, Assignments, Presentations etc.)	3.57	4	1.15	1	5
6	Student Teacher Interaction	3.91	4	1.18	1	5
7	Integration of Theory and Practical in Classes (wherever applicable)	3.21	3	0.84	1	5
8	Stimulation for Innovative Thinking	3.61	4	1.08	2	5
9	Overall Learning Experience	3.93	4	1.11	1	5
10	Condition of Lab Equipment	3.40	4	1.20	2	5
11	Availability of Online Resources	3.13	4	1.54	1	5
12	Opportunities in the Department/ University for Research Activities	3.96	4	1.15	1	5
13	Opportunity to Participate in Seminar/ Workshop/ Conference/ Research Projects	3.76	4	1.01	2	5
14	Experience with Research Environment	3.08	3	0.64	2	4
15	Participation in Co-Academic And Cultural Events	3.56	4	0.99	1	5
	Overall	3.51				
B.	Infrastructure					
16	Classroom Facilities (LCD/Audio/ Computer/Seating Arrangement Etc.)	1.94	2	0.56	1	3
17	Library Reading Room Facility	4.09	4	1.04	1	5
18	Library Digital Resources and Reading Material Support	3.00	3	1.41	1	5
19	Internet Facility	3.81	4	1.20	1	5
20	University Website	3.90	4	1.09	1	5
21	Department Website	2.17	2	1.07	1	4

S.No	Category	Mean	Median	Standard Deviation	Minimum	Maximum
22	Sports Facility	1.88	2	0.93	1	3
23	Food Outlets/Canteens	1.97	1	1.25	1	5
24	Drinking Water Facility	3.47	4	1.38	1	5
25	Washroom Facilities	2.56	3	1.20	1	5
26	Hostel Facility	1.78	1	0.93	1	4
	Overall	2.78				
C.	Support System					
27	Experience of the Admission Process to the Programme you have Enrolled in	3.04	3	1.11	1	5
28	Help Received by Orientation Programme of the Department	3.18	3	1.10	1	5
29	Experience with University's Administrative Staff	2.53	3	1.27	1	5
30	Experience with Department's Administrative Staff	3.18	3	1.32	1	5
31	Timely Announcement of Result	3.00	3	1.13	1	5
32	Experience with Timely Availability of Mark Sheet	2.21	2	1.18	1	4
33	Experience with Evaluation Process	1.91	2	0.79	1	3
34	Experience with Placement Cell of the University/Department	1.25	1	0.60	1	3
35	Functioning Of Placement Cell Of The Department	1.75	1	1.09	1	4
36	Experience with Healthcare Facility	2.64	3	1.09	1	5
	Overall	2.47				
D.	Skills/Competencies Developed During Course of Study					
37	Analytical Competency	2.57	3	1.14	1	5
38	Problem Solving Competence	2.79	3	1.12	1	5
39	Leadership	3.00	3	1.26	1	5
40	Time Management	3.25	3	1.12	1	5
41	Team Work/Collaboration Skills	3.12	3	1.15	1	5
42	Communication Competence	3.11	3	1.23	1	5
43	IT Skills	3.20	3	1.28	1	5

S.No	Category	Mean	Median	Standard Deviation	Minimum	Maximum
44	Critical Thinking	3.07	3	0.98	1	5
45	Entrepreneurial /Job Skills	1.70	1	1.10	1	4
	Overall	2.87				
E.	Overall University Experience					
46	Your Overall Academic Experience	3.57	3	1.01	2	5

TABLE 2: Frequency Distribution in Levels (N=34)

S.No	Category	Below Average	Average	Good	Very Good	Excellent	Don't Know	Not Applicable
A.	Academic							
1	Content of Syllabi of the Courses	0	1	13	16	3	0	0
2	Extent of Syllabi Covered in the Class	3	5	11	11	3	0	0
3	Delivery of Syllabi in the Class	1	4	12	11	3	0	0
4	Use of Teaching Aids and ICT in the Class to Facilitate Teaching	1	2	6	4	3	1	1
5	Overall Experience with Internal Assessment (Quiz, Assignments, Presentations etc.)	2	3	6	11	6	0	0
6	Student Teacher Interaction	2	3	3	12	12	0	0
7	Integration of Theory and Practical in Classes (wherever applicable)	1	5	14	12	1	0	0
8	Stimulation for Innovative Thinking	0	6	6	9	7	0	0
9	Overall Learning Experience	1	2	7	7	12	0	0
10	Condition of Lab Equipment	0	2	0	2	1	2	7
11	Availability of Online Resources	2	1	1	2	2	2	7
12	Opportunities in the Department/ University for Research Activities	1	3	4	8	12	0	1
13	Opportunity to Participate in Seminar/ Workshop/ Conference/ Research Projects	0	5	4	13	7	0	0
14	Experience with Research Environment	0	4	14	6	0	1	0
15	Participation in Co-Academic And Cultural Events	1	2	10	9	5	0	0
B.	Infrastructure							
16	Classroom Facilities (LCD/Audio/ Computer/Seating Arrangement Etc.)	6	22	4	0	0	0	0
17	Library Reading Room Facility	1	1	7	8	15	0	0
18	Library Digital Resources and Reading Material Support	1	1	1	1	1	2	8

S.No	Category	Below Average	Average	Good	Very Good	Excellent	Don't Know	Not Applicable
19	Internet Facility	1	4	8	5	13	0	0
20	University Website	1	2	8	8	12	1	0
21	Department Website	2	2	1	1	0	2	9
22	Sports Facility	4	1	3	0	0	1	9
23	Food Outlets/Canteens	16	3	7	1	2	0	2
24	Drinking Water Facility	4	5	7	7	11	0	0
25	Washroom Facilities	8	7	10	5	2	0	0
26	Hostel Facility	12	5	5	1	0	0	1
C.	Support System							
27	Experience of the Admission Process to the Programme you have Enrolled in	3	3	12	4	3	0	0
28	Help Received by Orientation Programme of the Department	4	3	13	11	3	0	0
29	Experience with University's Administrative Staff	11	4	11	6	2	0	0
30	Experience with Department's Administrative Staff	5	4	13	4	8	0	0
31	Timely Announcement of Result	4	7	9	11	2	0	0
32	Experience with Timely Availability of Mark Sheet	15	3	10	6	0	0	0
33	Experience with Evaluation Process	8	8	6	0	0	0	2
34	Experience with Placement Cell of the University/Department	10	1	1	0	0	1	5
35	Functioning Of Placement Cell Of The Department	5	1	1	1	0	0	8
36	Experience with Healthcare Facility	4	7	10	2	2	2	1
D.	Skills/Competencies Developed During Course of Study							
37	Analytical Competency	6	3	10	3	1	0	0
38	Problem Solving Competence	4	4	11	3	2	0	0
39	Leadership	4	6	12	2	6	0	0
40	Time Management	3	2	12	7	4	0	0
41	Team Work/Collaboration Skills	3	4	9	7	3	0	0
42	Communication Competence	5	0	13	5	4	0	0

S.No	Category	Below Average	Average	Good	Very Good	Excellent	Don't Know	Not Applicable
43	IT Skills	4	4	10	6	6	0	0
44	Critical Thinking	2	5	13	7	2	0	0
45	Entrepreneurial /Job Skills	7	0	2	1	0	1	5
E.	Overall University Experience							
46	Your Overall Academic Experience	0	3	10	4	6	0	0

TABLE 3: Frequency Distribution in Percentage (N=34)

S.No	Category	Below Average	Average	Good	Very Good	Excellent	Don't Know	Not Applicable
A.	Academic							
1	Content of Syllabi of the Courses	0	3.03	39.39	48.48	9.09	0	0
2	Extent of Syllabi Covered in the Class	9.09	15.15	33.33	33.33	9.09	0	0
3	Delivery of Syllabi in the Class	3.23	12.9	38.71	35.48	9.68	0	0
4	Use of Teaching Aids and ICT in the Class to Facilitate Teaching	5.56	11.11	33.33	22.22	16.67	5.56	5.56
5	Overall Experience with Internal Assessment (Quiz, Assignments, Presentations etc.)	7.14	10.71	21.43	39.29	21.43	0	0
6	Student Teacher Interaction	6.25	9.38	9.38	37.5	37.5	0	0
7	Integration of Theory and Practical in Classes (wherever applicable)	3.03	15.15	42.42	36.36	3.03	0	0
8	Stimulation for Innovative Thinking	0	21.43	21.43	32.14	25	0	0
9	Overall Learning Experience	3.45	6.9	24.14	24.14	41.38	0	0
10	Condition of Lab Equipment	0	14.29	0	14.29	7.14	14.29	50
11	Availability of Online Resources	11.76	5.88	5.88	11.76	11.76	11.76	41.18
12	Opportunities in the Department/ University for Research Activities	3.45	10.34	13.79	27.59	41.38	0	3.45
13	Opportunity to Participate in Seminar/ Workshop/ Conference/ Research Projects	0	17.24	13.79	44.83	24.14	0	0
14	Experience with Research Environment	0	16	56	24	0	4	0
15	Participation in Co-Academic And Cultural Events	3.7	7.41	37.04	33.33	18.52	0	0
B.	Infrastructure							
16	Classroom Facilities (LCD/Audio/ Computer/Seating Arrangement Etc.)	18.75	68.75	12.5	0	0	0	0
17	Library Reading Room Facility	3.13	3.13	21.88	25	46.88	0	0
18	Library Digital Resources and Reading Material Support	6.67	6.67	6.67	6.67	6.67	13.33	53.33
19	Internet Facility	3.23	12.9	25.81	16.13	41.94	0	0

S.No	Category	Below Average	Average	Good	Very Good	Excellent	Don't Know	Not Applicable
20	University Website	3.13	6.25	25	25	37.5	3.13	0
21	Department Website	11.76	11.76	5.88	5.88	0	11.76	52.94
22	Sports Facility	22.22	5.56	16.67	0	0	5.56	50
23	Food Outlets/Canteens	51.61	9.68	22.58	3.23	6.45	0	6.45
24	Drinking Water Facility	11.76	14.71	20.59	20.59	32.35	0	0
25	Washroom Facilities	25	21.88	31.25	15.63	6.25	0	0
26	Hostel Facility	50	20.83	20.83	4.17	0	0	4.17
C.	Support System							
27	Experience of the Admission Process to the Programme you have Enrolled in	12	12	48	16	12	0	0
28	Help Received by Orientation Programme of the Department	11.76	8.82	38.24	32.35	8.82	0	0
29	Experience with University's Administrative Staff	32.35	11.76	32.35	17.65	5.88	0	0
30	Experience with Department's Administrative Staff	14.71	11.76	38.24	11.76	23.53	0	0
31	Timely Announcement of Result	12.12	21.21	27.27	33.33	6.06	0	0
32	Experience with Timely Availability of Mark Sheet	44.12	8.82	29.41	17.65	0	0	0
33	Experience with Evaluation Process	33.33	33.33	25	0	0	0	8.33
34	Experience with Placement Cell of the University/Department	55.56	5.56	5.56	0	0	5.56	27.78
35	Functioning Of Placement Cell Of The Department	31.25	6.25	6.25	6.25	0	0	50
36	Experience with Healthcare Facility	14.29	25	35.71	7.14	7.14	7.14	3.57
D.	Skills/ Competencies Developed During Course of Study							
37	Analytical Competency	26.09	13.04	43.48	13.04	4.35	0	0
38	Problem Solving Competence	16.67	16.67	45.83	12.5	8.33	0	0
39	Leadership	13.33	20	40	6.67	20	0	0
40	Time Management	10.71	7.14	42.86	25	14.29	0	0
41	Team Work/Collaboration Skills	11.54	15.38	34.62	26.92	11.54	0	0
42	Communication Competence	18.52	0	48.15	18.52	14.81	0	0
43	IT Skills	13.33	13.33	33.33	20	20	0	0

S.No	Category	Below Average	Average	Good	Very Good	Excellent	Don't Know	Not Applicable
44	Critical Thinking	6.9	17.24	44.83	24.14	6.9	0	0
45	Entrepreneurial /Job Skills	43.75	0	12.5	6.25	0	6.25	31.25
E.	Overall University Experience							
46	Your Overall Academic Experience	0	13.04	43.48	17.39	26.09	0	0